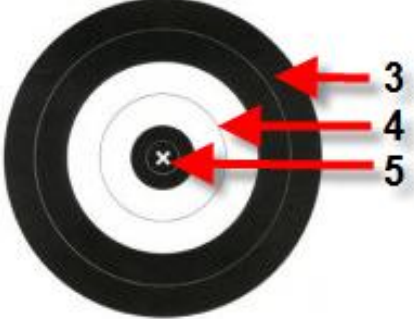


Adult (18+) and Young Adult (15-17y/o)


Field

Target#	Stake Distance(s)	
1	80*70*60*50	Peg: White # Arrows: 4 
2	30	
3	25	
4	20	
5	15	
6	55	
7	45	
8	65	
9	50	
10	35 FAN	
11	45*40*35*30	
12	60	
13	35*30*25*20 FT	
14	40	

* Touching the line receive higher score

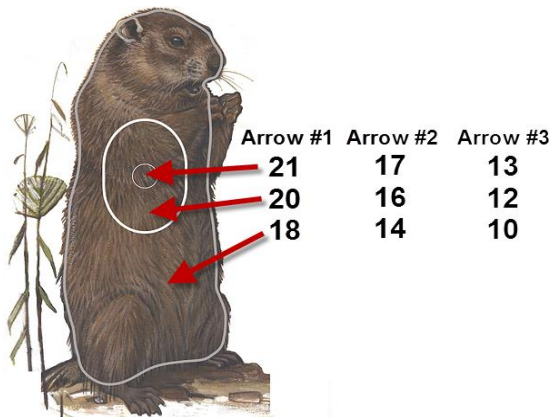
Mt. Madonna archery course – visit us online at www.mountmadonnabowmen.com

Hunter

Target#	Stake Distance(s)	
15	53*48*44*41	Peg: Red # Arrows: 4 
16	44	
17	58*53*48*45	
18	11	
19	48	
20	19*17	
21	70*65*61*58	
22	32 FAN	
23	64*59*55*52	
24	36 FAN	
25	40	
26	28 FAN	
27	15*14	
28	23*20	

* Touching the line receive higher score

Animal

Target#	Stake Distance(s)	
29	12	Peg: Yellow # Arrows: max 3 
30	26	
31	11	
32	23	
33	34	
34	29	
35	56 * 51 * 46	
36	54 * 49 * 44	
37	16	
38	57 * 52 * 47	
39	45 * 42 * 39	
40	38 * 35 * 32	
41	18	
42	36 * 33 * 30	

* Touching the line receive higher score

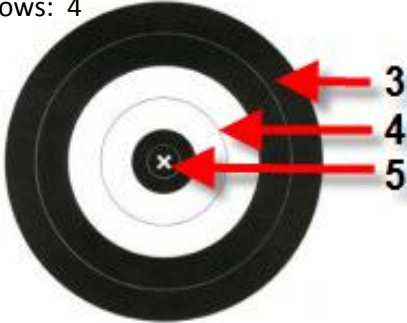
Animal scoring notes:

- Arrows should be visibly marked 1-3 with rings below the nocks and above the vein.
- Shoot arrows in order of markings.
- Up to 3 arrows can be shot per end, first scoring arrow counts. In the case of a walk-up, the first arrow is shot from furthest peg; 2nd arrow is shot from the 2nd peg; and the 3rd arrow is shot from the 3rd peg.
- Additional arrows cannot be shot once archer has crossed the line.

Mt. Madonna archery course – visit us online at www.mountmadonnabowmen.com

Cub (11 y/o or younger)

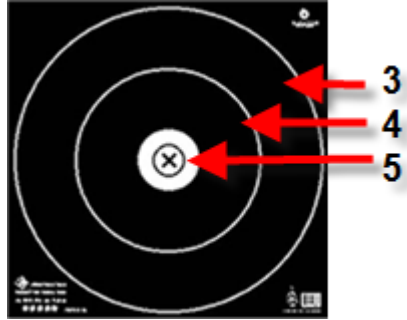
Field

Target#	Stake Distance(s)	
1	30	Peg: Black # Arrows: 4 
2	10	
3	10	
4	10	
5	10	
6	18	
7	20	
8	30	
9	20	
10	20	
11	15	
12	25	
13	20 FT	
14	20	

* Touching the line receive higher score

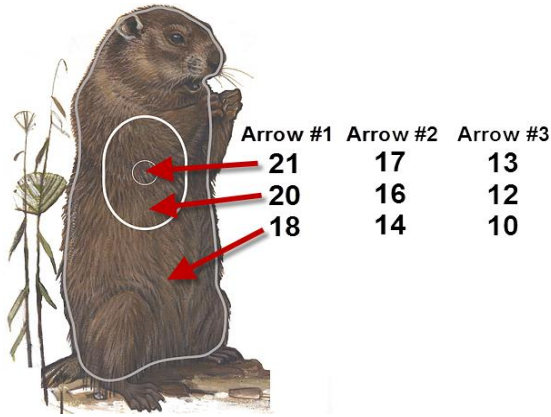
Mt. Madonna archery course – visit us online at www.mountmadonnabowmen.com

Hunter

Target#	Stake Distance(s)	
15	18	Peg: Black # Arrows: 4 
16	20	
17	25	
18	20 FT	
19	20	
20	10	
21	30	
22	15	
23	30	
24	20	
25	20	
26	10	
27	10	
28	10	

* Touching the line receive higher score

Animal

Target#	Stake Distance(s)		
29	10	Peg: Black # Arrows: max 3 	Animal scoring notes: <ul style="list-style-type: none"> • Arrows should be visibly marked 1-3 with rings below the nocks and above the vein. • Shoot arrows in order of markings. • Up to 3 arrows can be shot per end, first <u>scoring</u> arrow counts. • Additional arrows cannot be shot once archer has crossed the line.
30	20		
31	20 FT		
32	10		
33	20		
34	15		
35	30		
36	25		
37	10		
38	30		
39	20		
40	18		
41	10		
42	20		

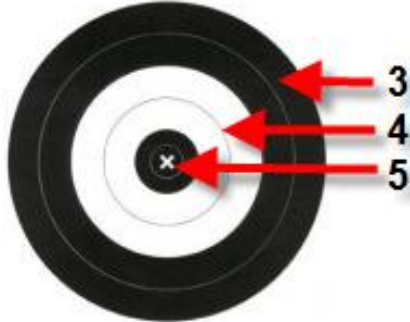
* Touching the line receive higher score

Mt. Madonna archery course – visit us online at www.mountmadonnabowmen.com

Youth (12-14 y/o)

* Youth shoot from the adult stakes when distance is less than 50 yards, otherwise, shoot from the Blue stake.

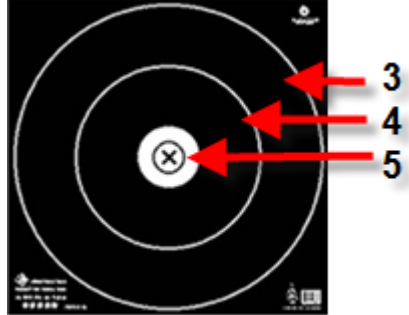
Field

Target#	Stake Distance(s)	
1	50	Peg: Blue/White # Arrows: 4 
2	30	
3	25	
4	20	
5	15	
6	40	
7	45	
8	50	
9	50	
10	35 FAN	
11	45*40*35*30	
12	45	
13	35*30*25*20 FT	
14	40	

* Touching the line receive higher score

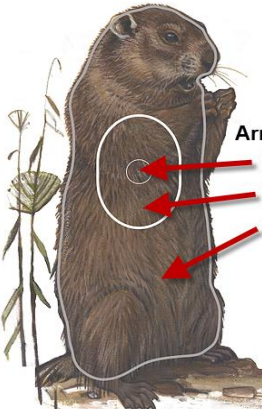
Mt. Madonna archery course – visit us online at www.mountmadonnabowmen.com

Hunter

Target#	Stake Distance(s)	
15	41	Peg: Blue/Red # Arrows: 4 
16	44	
17	45	
18	11	
19	48	
20	19*17	
21	50	
22	32 FAN	
23	50	
24	36 FAN	
25	40	
26	28 FAN	
27	15*14	
28	23*20	

* Touching the line receive higher score

Animal

Target#	Stake Distance(s)		
29	12	Peg: Blue/Yellow # Arrows: max 3 	Animal scoring notes: <ul style="list-style-type: none"> • Arrows should be visibly marked 1-3 with rings below the nocks and above the vein. • Shoot arrows in order of markings. • Up to 3 arrows can be shot per end, first <u>scoring</u> arrow counts. In the case of a walk-up, the first arrow is shot from furthest peg; 2nd arrow is shot from the 2nd peg; and the 3rd arrow is shot from the 3rd peg. • Additional arrows cannot be shot once archer has crossed the line.
30	26		
31	11		
32	23		
33	34		
34	29		
35	46		
36	44		
37	16		
38	47		
39	45 * 42 * 39		
40	38 * 35 * 32		
41	18		
42	36 * 33 * 30		

* Touching the line receive higher score

Mt. Madonna archery course – visit us online at www.mountmadonnabowmen.com